

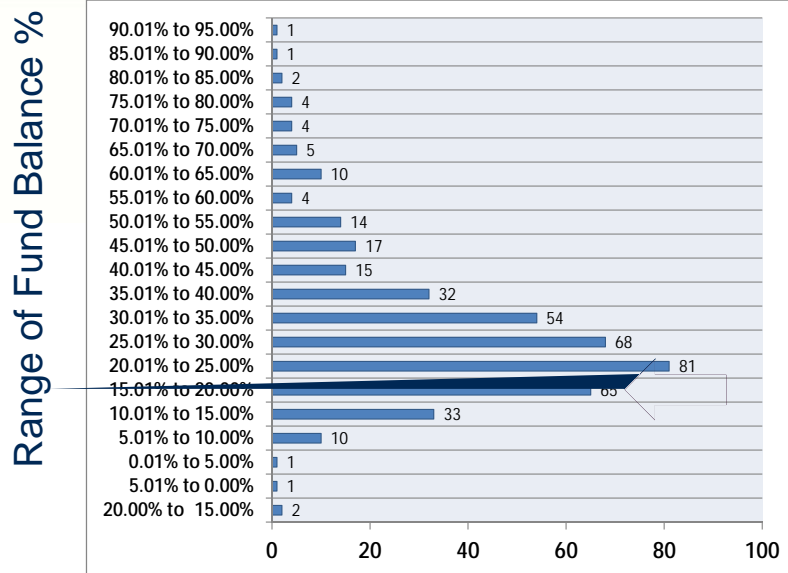
**Public Hearing
of the
Kenosha
Unified School
District
Proposed
2017-18 Budget**

Presented by:
**Tarik Hamdan
Chief Financial Officer**

September 19, 2017

GENERAL FUND (FUND 10)	Audited 2015 2016	Unaudited 2016 2017	Proposed 2017 2018
Beginning Fund Balance	42,222,192	44,557,313	49,045,390
Ending Fund Balance	44,557,313	49,045,390	49,045,390
REVENUES AND OTHER FINANCING SOURCES			
Operating Transfer In (Source 100)	131,231	110,461	0
Local Sources (Source 200)	73,394,151	71,535,948	78,575,070
Inter district Payments (Source 300 & 400)	487,716	610,926	610,000
Intermediate Sources (Source 500)	15,000	15,000	0
State Sources (Source 600)	159,775,352	164,279,890	161,508,105
Federal Sources (Source 700)	10,360,482	10,808,138	10,125,764
All Other Sources (Source 800 & 900)	684,181	2,618,491	377,850
TOTAL REVENUES & OTHER FINANCING			

Fund Balance Analysis of the 424 WI School Districts (DPI data as of 6/30/16)




Projected Revenue Collection Calendar 2017-18

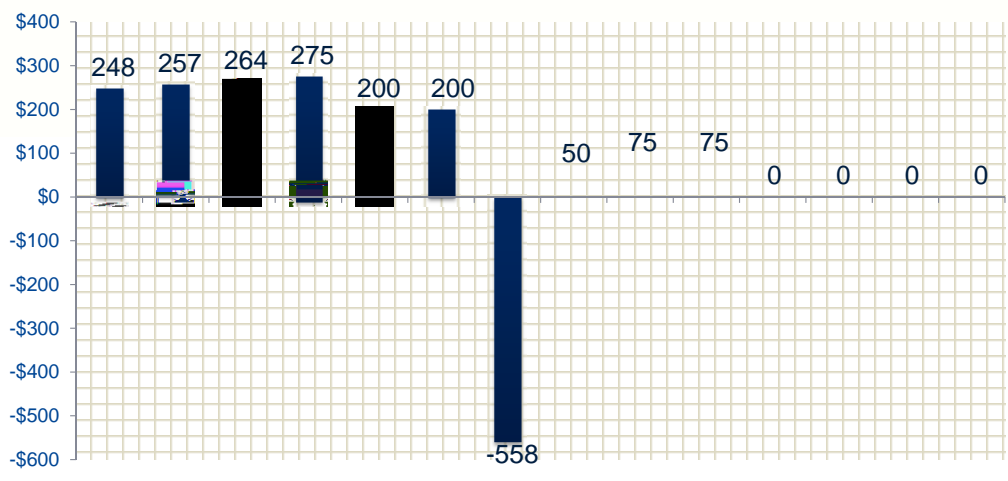
	Budgeted	Sep 17	Oct 17	Nov 17	Dec 17	Jan 18	Feb 18	Mar 18	Apr 18	May 18	Jun 18	Jul 18	Aug 18	Total
Tax Levy *	\$93,722,281					39.41%	24.50%		1.30%	12.46%			22.33%	100.00%
Equalization Aid *	\$148,116,578	15.43%			23.88%			24.58%			34.41%	1.70%		100.00%
Tax Exempt Computer Aid	\$402,513											100.00%		100.00%
Categorical Aids														
Special Ed	\$10,670,445			15.00%	15.00%	15.00%	15.00%	15.00%			25.00%			100.00%
Trans Aid	\$260,000					100.00%								100.00%
High Poverty Aid	\$1,463,291							100.00%						100.00%
Per Pupil Aid	\$9,759,600							100.00%						100.00%
Common School Library Aid	\$842,169								100.00%					100.00%
State Tuition Payment	\$150,000										100.00%			100.00%
High Cost SPED Aid	\$550,000										100.00%			100.00%

	Budgeted	Sep 17	Oct 17	Nov 17	Dec 17	Jan 18	Feb 18	Mar 18	Apr 18	May 18	Jun 18	Jul 18	Aug 18	Total
Tax Levy *	\$93,722,281	\$0	\$0	\$0	\$0	\$36,935,951	\$22,961,959	\$0	\$1,218,390	\$11,677,796	\$0	\$0	\$20,928,185	\$93,722,281
Equalization Aid *	\$148,116,578	\$22,854,388	\$0	\$0	\$35,370,239	\$0	\$0	\$36,407,055	\$0	\$0	\$50,966,914	\$2,517,982	\$0	\$148,116,578
0 Tax Exempt Compuu														

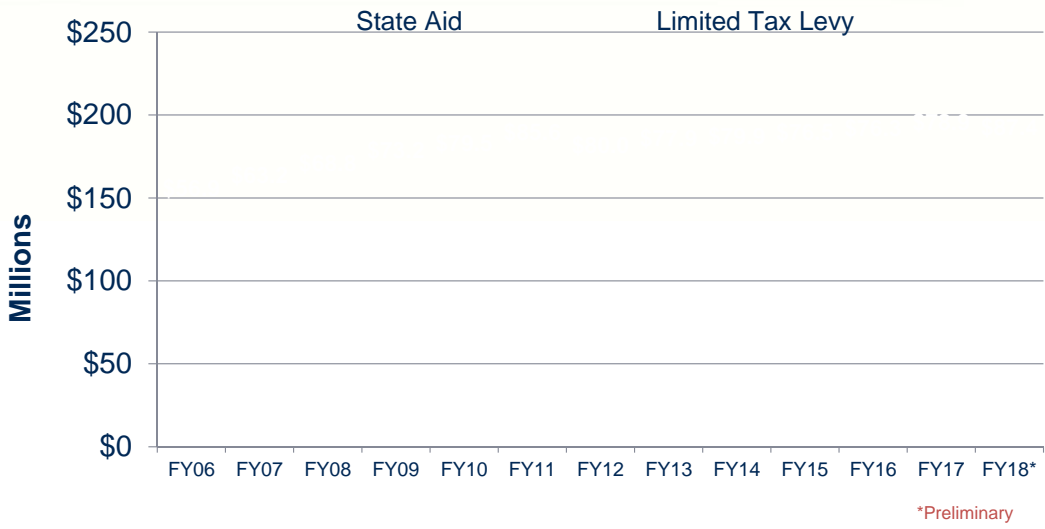


...ent Trend
 ...age Membership)





Revenue Limit History



Trust Funds (Fund 70)

- Other Post Employment Benefits
 - Retiree Health
 - Retiree Dental

- Outside Sources
 - Student Groups
 - Memorials
 - Alumni

OPEB Trust Fund (Fund 73) 2017 Annual Update on Trust Activity

Trust Cash & Investments	\$17,963,040
Return on Investments (earned)	\$104,661

Trust Disbursements:

Insurance Premiums	\$4,711,294
Administrative Costs & Fees	\$27,655
Implicit Rate Subsidy	\$3,988,163
Total Trust Disbursements:	\$8,727,112

Note: PMA Securities acts as Financial Advisor to the District and the Trust, however, no investment authority has been delegated.

Community Service Funds (Fund 80)

- Family Education
- Safety Trainings
- Parenting Skills Development
- Alcohol and Other Drug Awareness (AODA)
- Community Outreach
- Adult Education
 - GED Programs
 - ESL
 - Even Start Literacy
- Building Our Future


- Adult Sports
 - Softball
 - Volleyball
 - Basketball
- Youth Summer Programs
- Swimming
- Kenosha Youth Performing Arts Company (KYPAC)
- Summer Classics Theater
- Marching Bands
 - Black Watch
 - Rambler

- Wide variety of popular recreational, educational and social activities
- Open to all seniors in community age 55 and up
- Founded in 1970
- 1,300 members plus volunteers

Community Service Funds (Fund 80)

Our KUSD Community Service Programs are open to all residents in the City of Kenosha, Village of Pleasant Prairie, and Village and Town of Somers. Programs usually take place outside of the regular instructional day with additional costs being incurred to operate the programs.

Total Tax Levy History



Mill Rate

Mill Rate = the rate of tax for every \$1,000 of property value

$$\frac{\text{Total Tax Levy} \uparrow}{\text{Equalized Property Valuations}} \times 1,000 = \text{Mill Rate} \uparrow$$

$$\frac{\text{Total Tax Levy}}{\text{Equalized Property Valuations} \downarrow} \times 1,000 = \text{Mill Rate} \uparrow$$

Property Values, State Aid and Tax Levy



2017-18 Budget Next Steps
