



**Public Hearing
of the
Kenosha
Unified School
District
Proposed
2021-22 Budget**

Presented by:

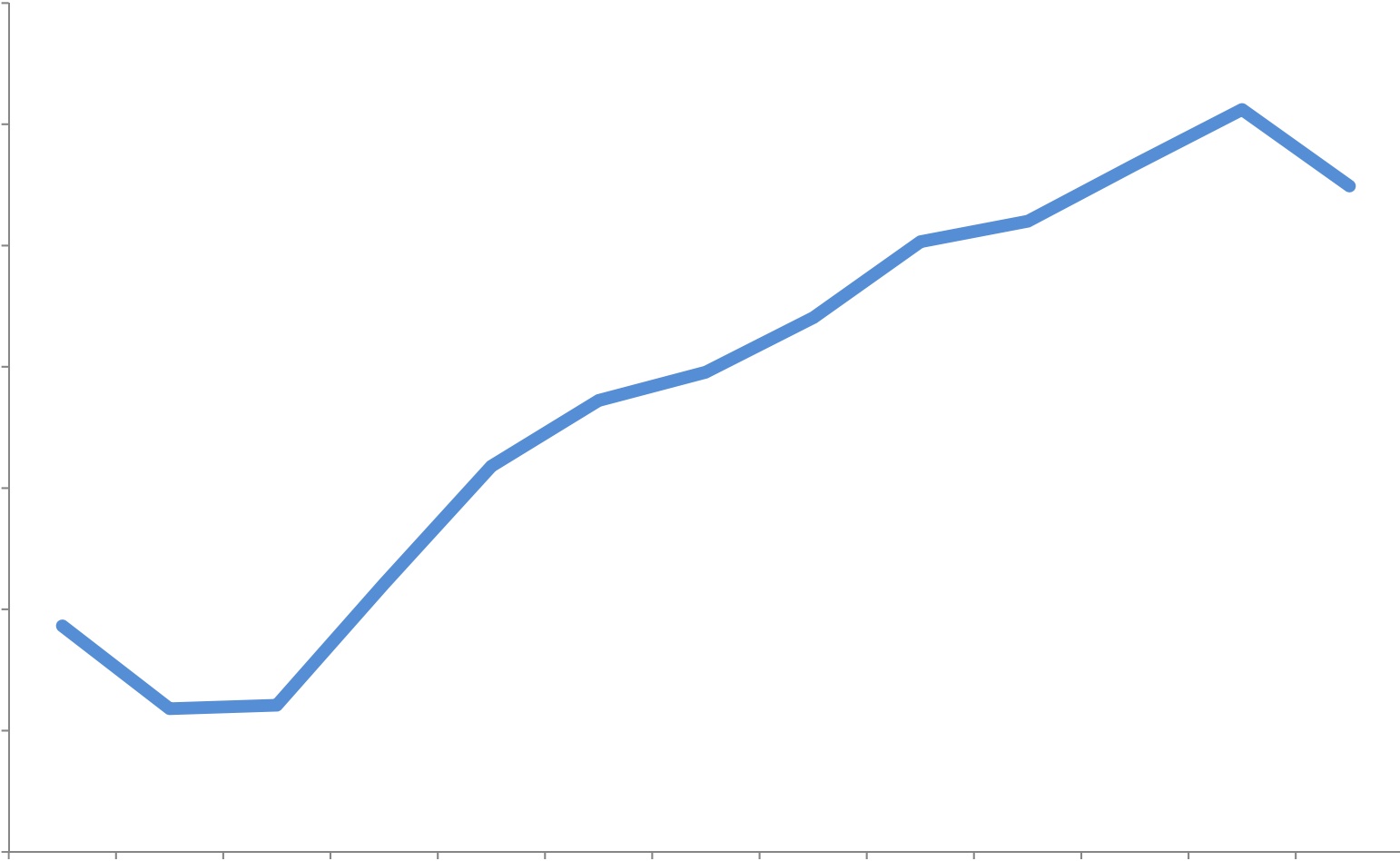
**Tarik Hamdan
Chief Financial Officer**

September 21, 2021

GENERAL FUND (FUND 10)

Components of Fund Balance

- **Non-spendable Fund Balance** includes amounts not in spendable form, such as inventory, or amounts required to be maintained intact legally or for a contractually imposed purpose by external parties.
 - **\$875,422 as of 6/30/2021 for prepaid items**
- **Restricted Fund Balance** includes amounts constrained fo




General Fund Balance Analysis (DPI public data as of 6/30/20)

- There were **419** districts with data in the State of Wisconsin at the time
 - The average fund balance was **31.28%** of general fund expenses
 - KUSD fund balance was **24.48%** of expenses (**6.8%** below average)
 - KUSD was ranked **#249** out of the **419** districts
- Comparable peer districts based on enrollment
 - Green Bay ranked **#274** with **22.68%**
 - Madison ranked **#347** with **17.87%**
 - Racine ranked **#358** with **16.99%**

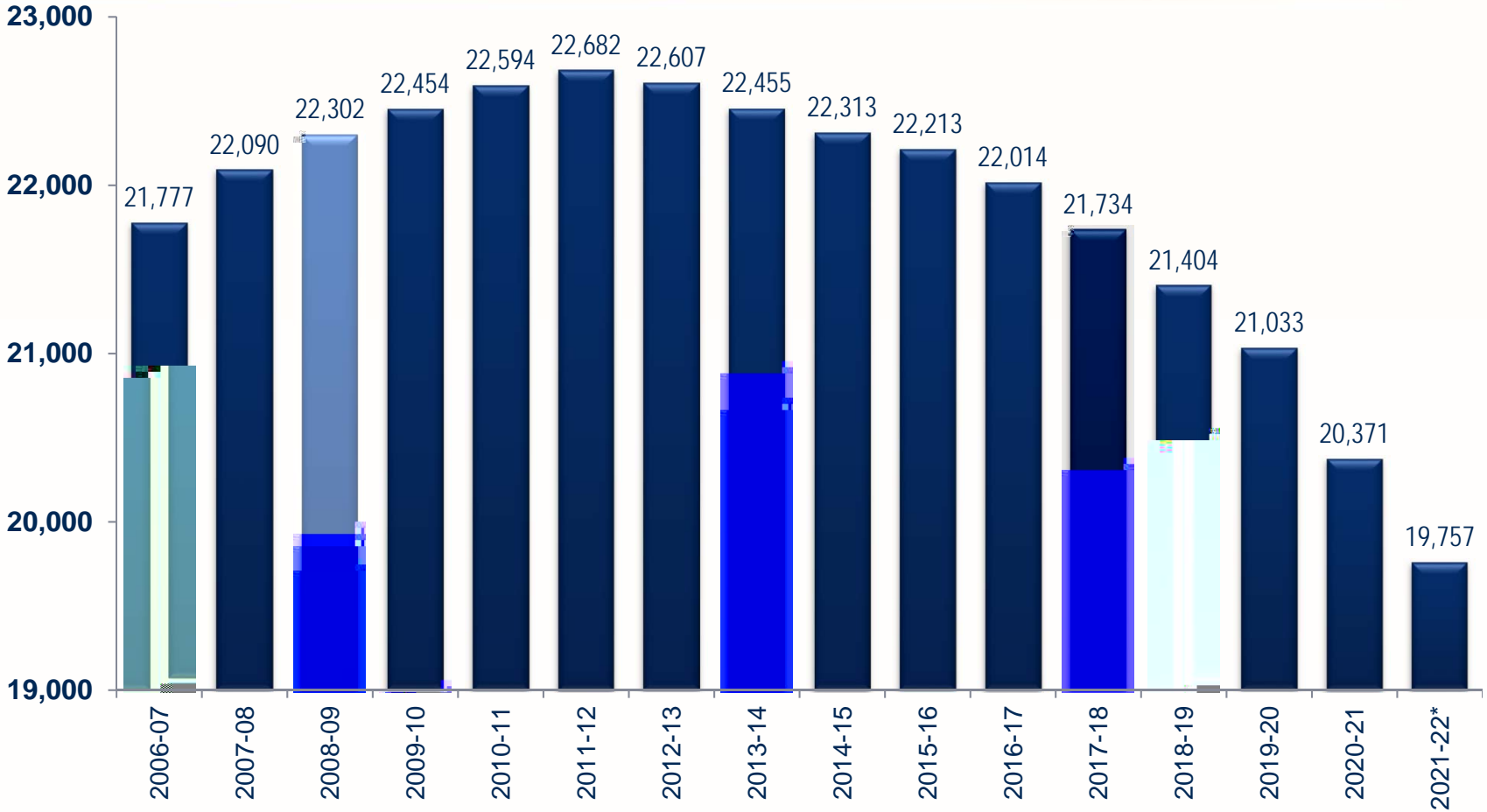
) X Q G % D O D Q F H \$ Q D O \ V L V R I W K H :
' 3 , S X E O L F G D W D D V R I

Range of Fund Balance %



School Finance Variables

KUSD Enrollment Trend (Current 3 Year Average Membership)



*Preliminary

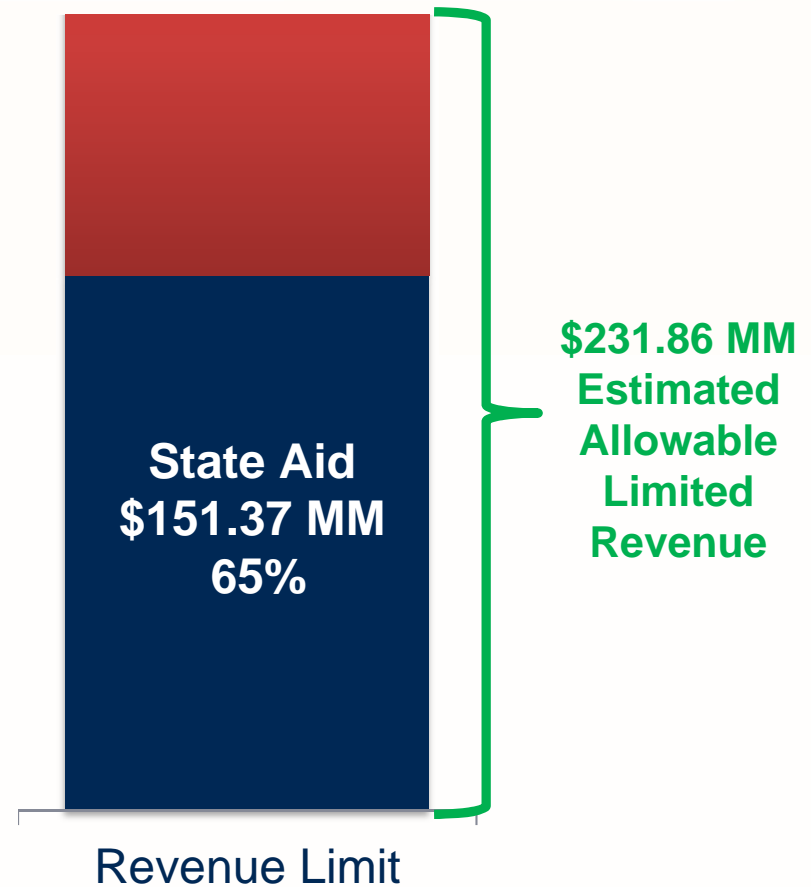


2021-2023 WI Biennial Budget Highlights

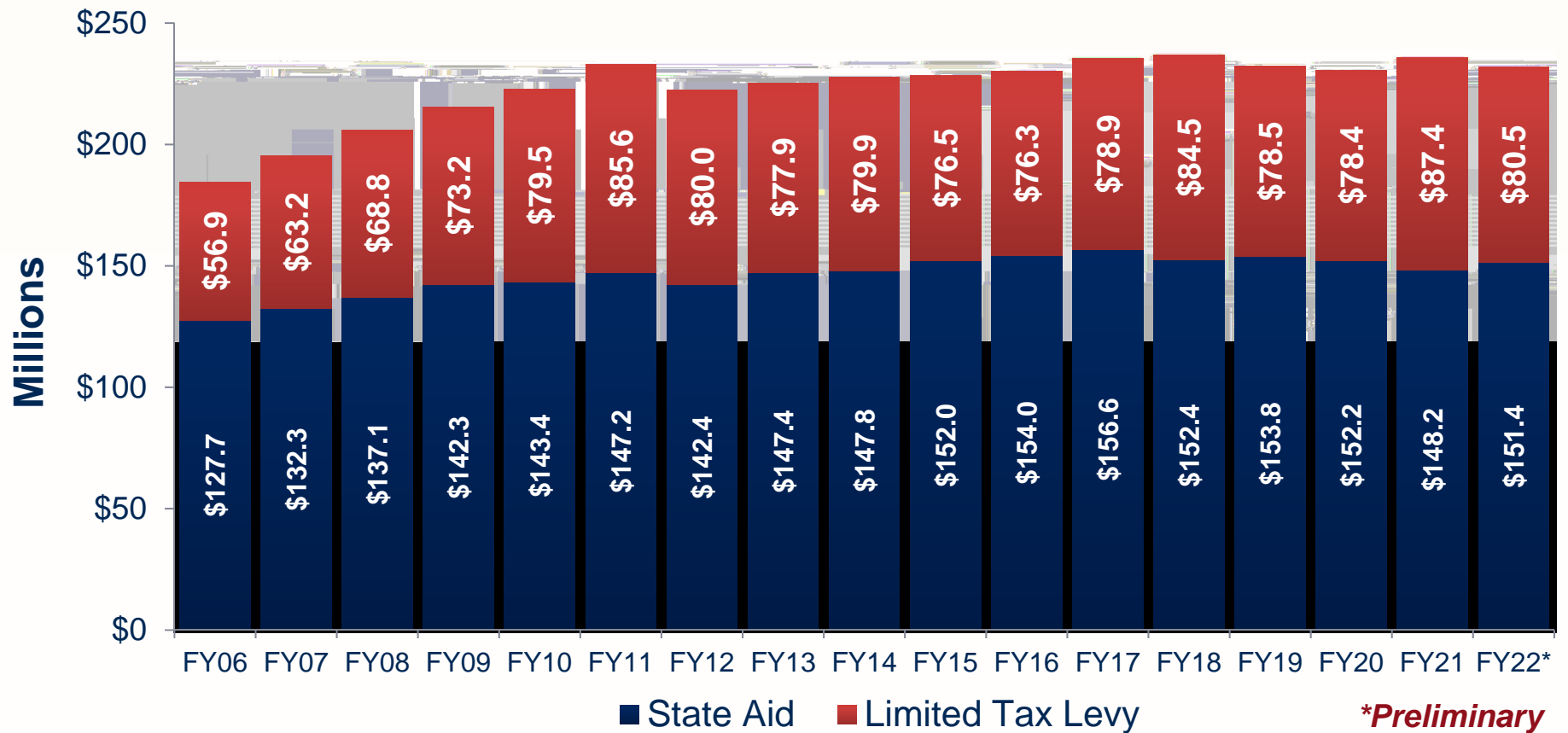
- Allowable Per Member (Student) Change
 - 2021-22 = \$0
 - 2022-23 = \$0

2021-22 Preliminary Revenue Limit Calculation

- State Aid is primarily



Revenue Limit History



KUSD Fund Structure

General Fund (10)

- Operations (majority of salaries, benefits and other expenses)

Debt Service (30)

- Transactions for repayment of bonds, notes and loans

Community Service (80)

- Activities supporting all Kenosha, Pleasant Prairie and Somers community members

Special Projects (20)

- Special Revenue (donations)
- Special Education
- Head Start

Capital Projects (40)

- Expenditures for expansion and remodeling

Food Service (50)


- Activities related to student food services

Trust Funds (70)

- Other Post-Employment Benefits (OPEB)
- Scholarships

Trust Funds (Fund 70)

OPEB



Community Service Funds (Fund 80)

Community and Parent

Community Service Funds (Fund 80)

Our KUSD Community Service Programs are open to all residents in the City of Kenosha, Village of Pleasant Prairie, and Village and Town of Somers. Programs usually take place outside of the regular instructional day with additional costs being incurred to operate the programs.

Preliminary Tax Levy Changes

	FY 2019-20	FY 2020-21	FY 2021-22*
Total Tax Levy	\$87.2 MM 1.36% Decrease	\$95.6 MM 9.63% Increase	\$88.9 MM 6.98% Decrease
Property Values	\$10.1 B 7.94% Increase	\$10.7 B 5.39% Increase	\$11.5 B 7.91% Increase
Mill Rate	\$8.59 (per \$1,000)	\$8.94 (per \$1,000)	\$7.70 (per \$1,000)
Property Tax on \$200,000 House			

School Year	Equalized Valuation	% Change
2008/09	9,628,413,923	1.35%
2009/10	9,510,858,704	-1.22%
2010/11	8,931,500,985	-6.09%
2011/12	8,503,804,152	-4.79%
2012/13	7,982,932,601	-6.13%
2013/14	7,693,298,078	-3.63%
2014/15	7,956,343,824	3.42%
2015/16	8,212,853,321	3.22%
2016/17	8,580,130,959	4.47%
2017/18	8,868,543,467	3.36%
2018/19	9,402,602,402	6.02%
2019/20	10,149,242,668	7.94%
2020/21	10,696,369,572	5.39%
2021/22 *	11,542,707,140	7.91%

Tax District Property Analysis

Tax District	Equalized Value (TID Out) 2019 20	2019 20% of Total	Equalized Value (TID Out) 2020 21	2020 21 % of Total	Property \$ Change	Property % Change	% of Total Change
City of Kenosha							
Village of Pleasant Prairie							
Village of Somers							
Town of Somers							
Total	\$10,149,242,668	100.00%	\$10,696,369,572	100.00%	\$547,126,904	5.39%	0.00%

Tax District	Equalized Value (TID Out) 2020 21	2020 21 % of Total	Equalized Value (TID Out) 2021 22*	2021 22% of Total	Property \$ Change	Property % Change	% of Total Change
City of Kenosha							
Village of Pleasant Prairie							
Village of Somers							
Town of Somers							
Total	\$10,696,369,572	100.00%	\$11,542,707,140	100.00%	\$846,337,568	7.91%	0.00%

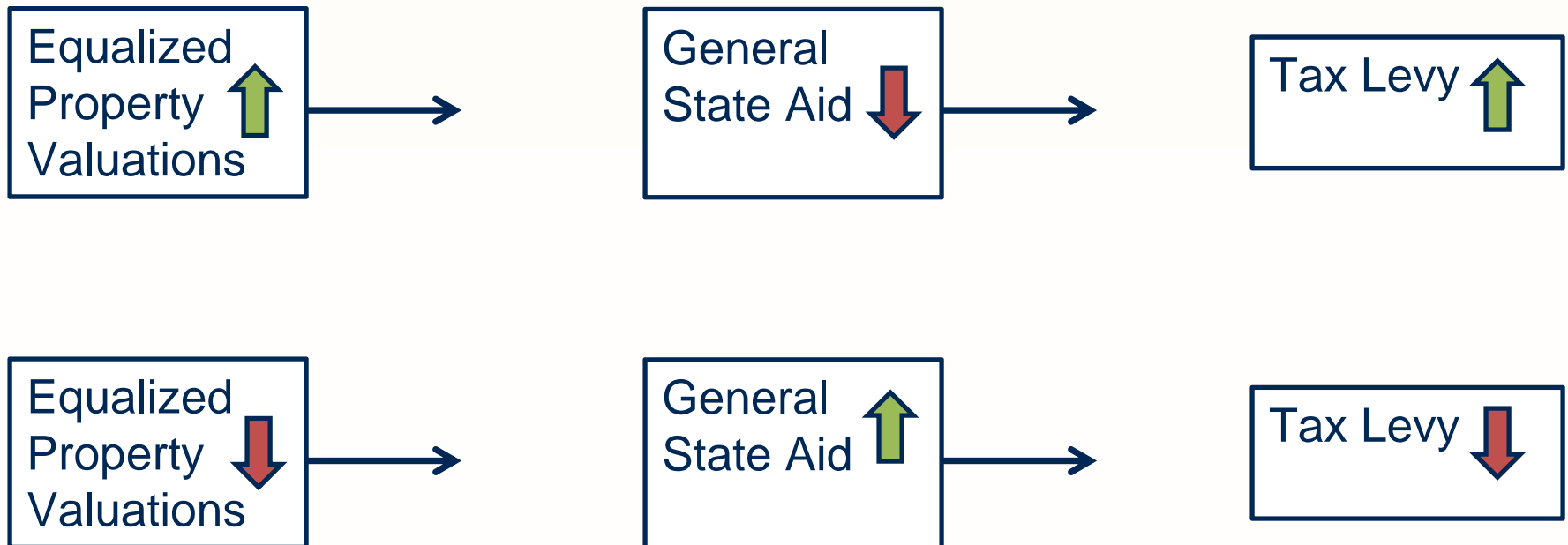
Mill Rate

Mill Rate = the rate of tax for every \$1,000 of property value

$$\frac{\text{Total Tax Levy} \uparrow}{\text{Equalized Property Valuations}} \times 1,000 = \text{Mill Rate} \uparrow$$



$$\frac{\text{Total Tax Levy}}{\text{Equalized Property Valuations} \downarrow} \times 1,000 = \text{Mill Rate} \uparrow$$

Property Values, State Aid and Tax Levy



2021-22 Budget Next Steps

What	When
Finalize Enrollment	3rd Friday of September (17th)
Update Property Values	October 1
Finalize Revenue Limit	October 15
Update State General Aid	October 15
Finalize Tax Levy	October 15
Update/Rebalance Budget	October 18-22
Board Adoption	October 26
Notify Municipalities of Tax	November 10



Thank You!

